



Conference call
29 May 2012

Screen Service Group



Screen Service is an integrated operator in the production of equipment and services for the development of cutting edge solutions for the radio-transmission of digital television signals and an ideal partner to service the needs of national and international broadcasters.


innovation focused on “value creation”

Business units

Technology & Service
Provider



Network Operator



Strategic guidelines at the top of the agenda

1

Maximize human capital potential and technological skills that SSBT can boast

2

Business Unit:
**“Technology &
Service Provider”**

Pursue GROWTH enhancing LatAm activities, while expanding the international network in fast-growing markets, such as **South-East Asia, Russia, Africa and China**

3

Business Unit:
**“Network
Operator”**

Make the Tivuitalia business more and more solid, while signing contracts with **2 new Italian players** and start providing broadcasting capacity even to international TV operators

4

Streamline organization structure in order to achieve **cost effectiveness** and **improve financial risk profile**

H1 2012 Results – A turning point

Newly appointed
Board



Significant provisions and write-offs in the 2012 Interim Report aim to provide...

CLEAR and TRANSPARENT INFORMATION
to the financial community

**PROVISIONS for
LOSSES**

2.7 mn €

in Tivuitalia


**WRITE-OFF OF
INTANGIBLE
ASSETS**

0.97 mn €

**WRITE-OFF OF
SHAREHOLDING
STAKES**

1.6 mn €

RRD USA Inc.



H1 2012 Financial Highlights – mn € - adjustments for extraordinary items

Revenues

25.1

VS

30.25

Ebitda

2.2

VS

6.4

Adj.Ebitda

4.9

VS

6.4

Ebit

(1.7)

VS

5.1

Adj.Ebit

3.5

VS

5.1

Ebt

(2.8)

VS

4.2

Adj.Ebt

2.4

VS

4.2

H1 2012 Revenues – mn €

Revenues

25.1

vs

30.25

BU Breakdown

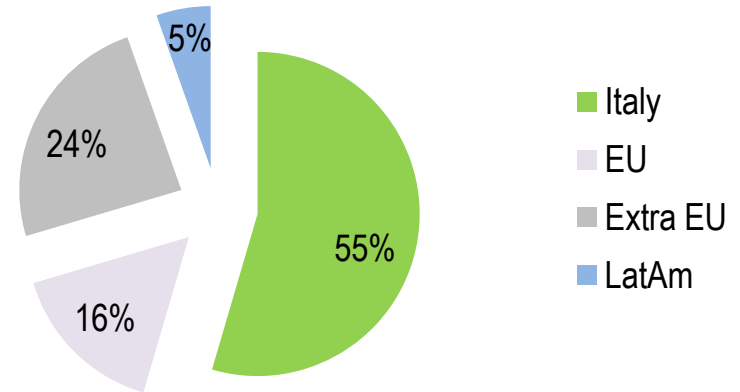


23.5

tivuitalia

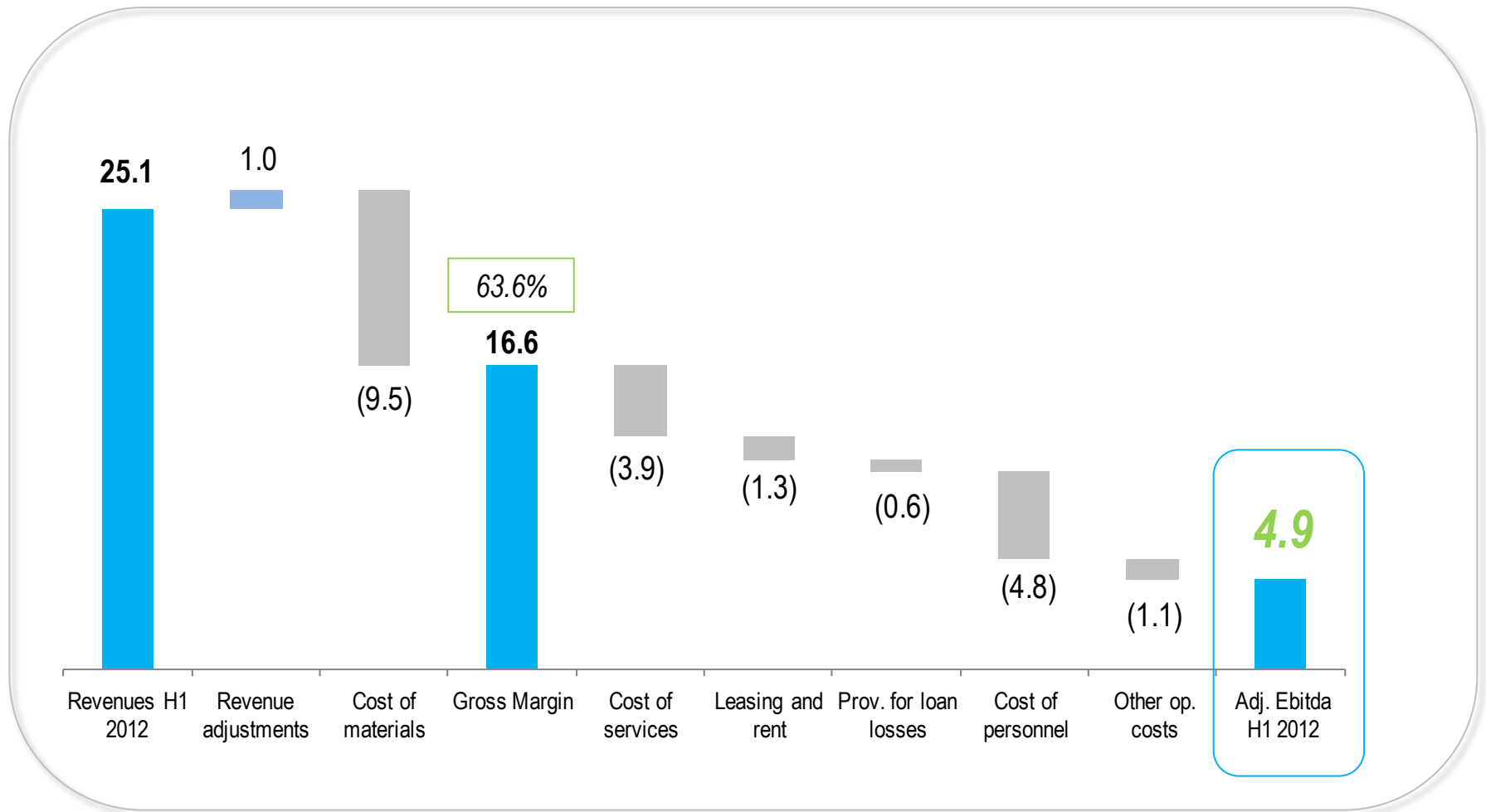
1.7

Geographic Breakdown



Area	H1 2012	H1 2011
Italy	13.68	22.64
EU	3.98	2.87
Extra EU	1.36	1.58
LatAm	6.06	2.94
Total	25.09	30.03

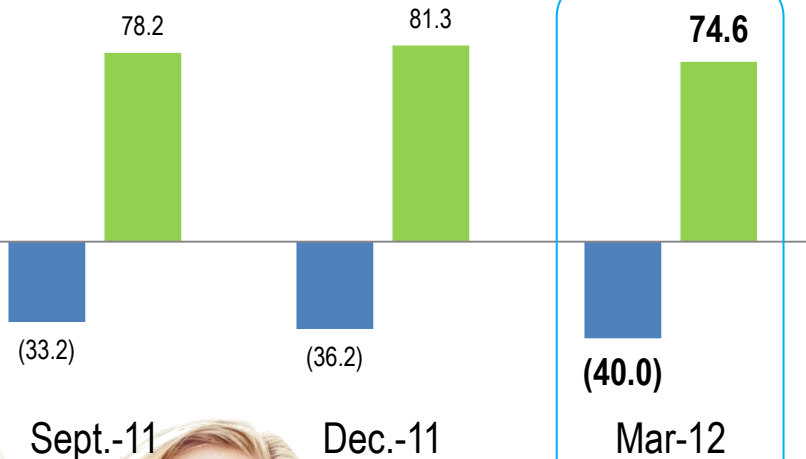
H1 2012 Ebitda bridge – mn €



Net Financial Position, Net Equity and NWC – mn €

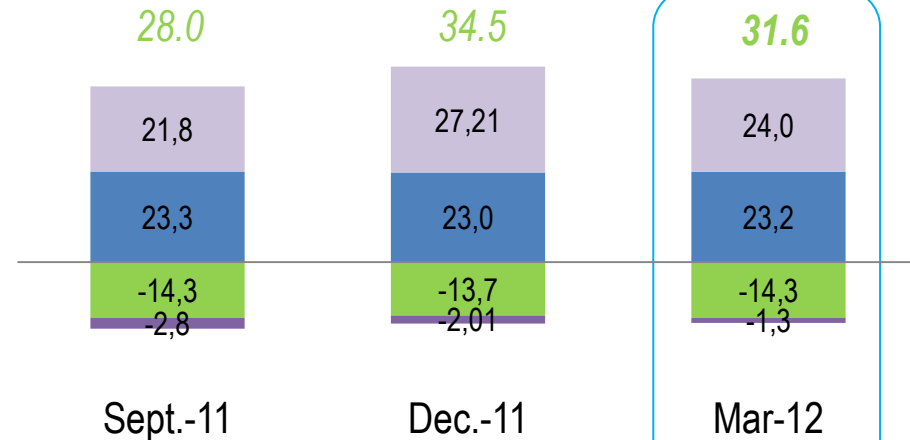
Net Financial Position and Net Equity

■ Net Fin. Position ■ Net Equity

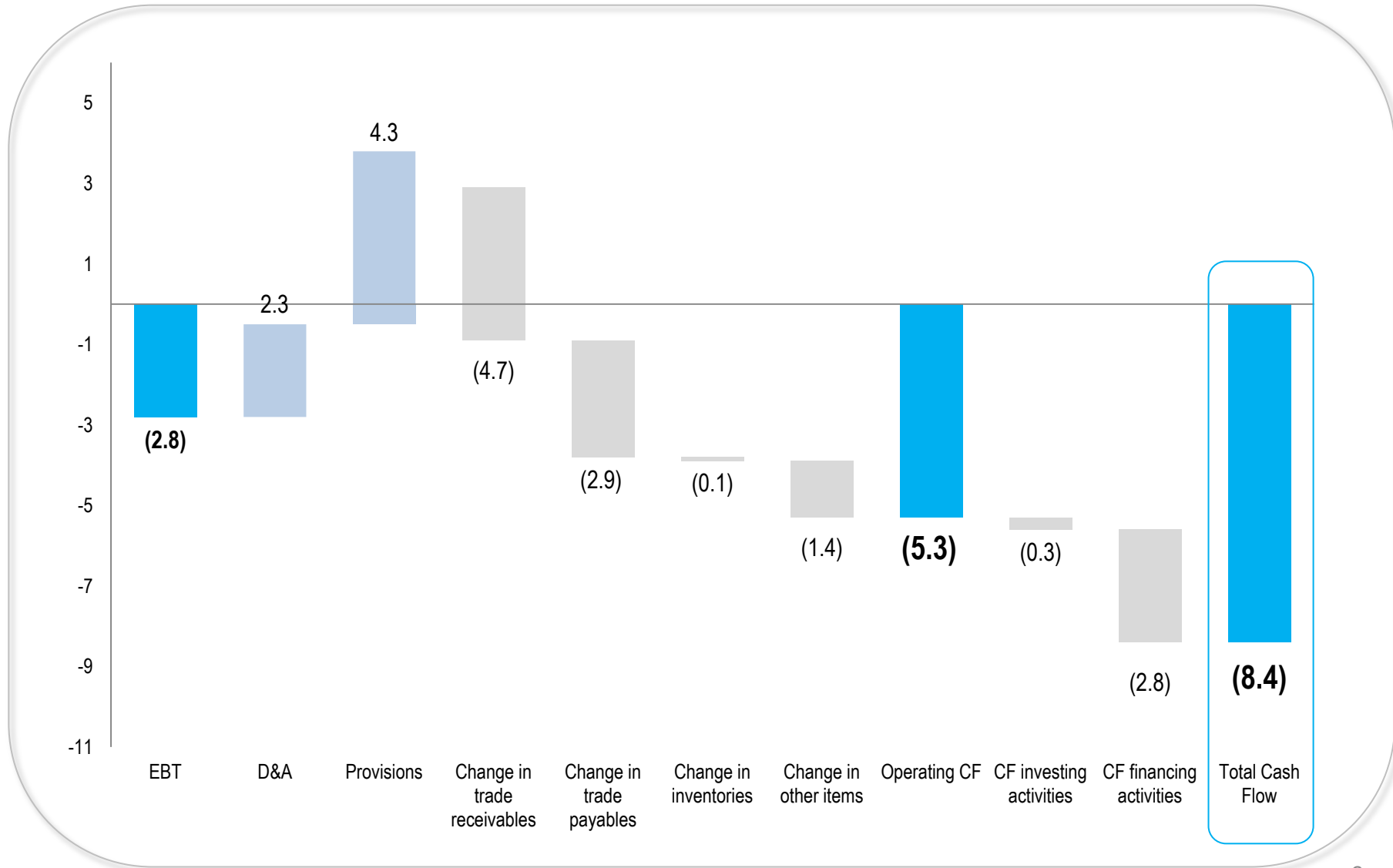


Net Working Capital

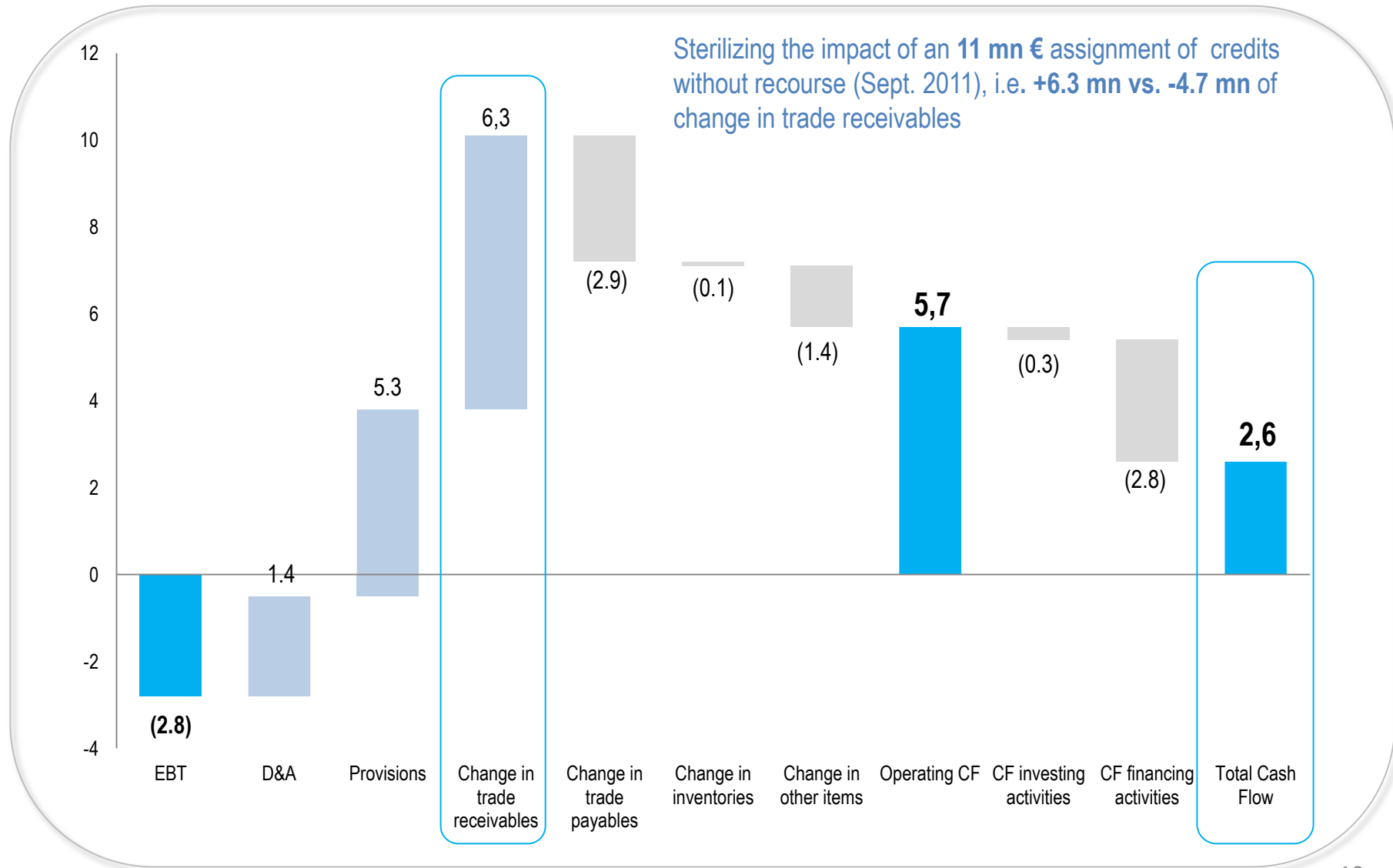
■ Inventories ■ Trade Receivables
■ Trade Payables ■ Other Current Assets/Liab.



H1 2012 Cash Flow - mn €



H1 2012 Adj. Cash Flow - mn €



Company Profile

Group Structure



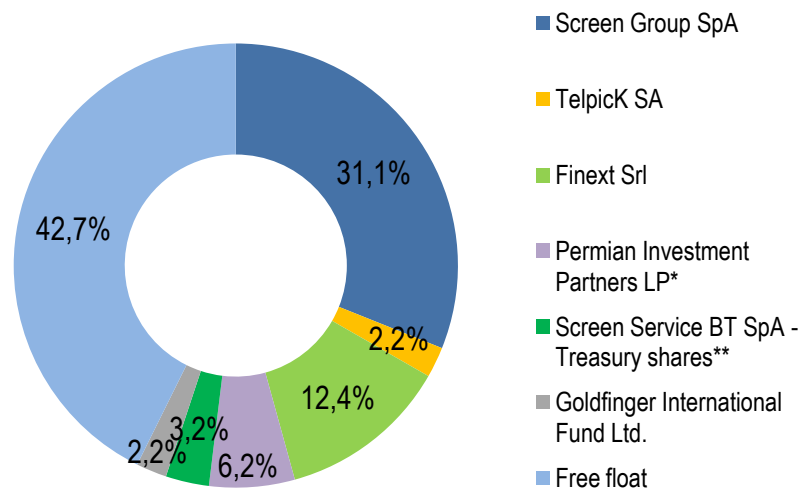
Board of Directors

Board Members appointed at the last Shareholders Meeting (29 March 2012)

**Chairman and CEO
Directors**

Fabrizio Redaelli
Mara Caverni
Barbara Poggiali
Marco Giorgino
Antonio Panigalli
Michele Russo
Gabriele Gualeni

Main Shareholders



* Source: SSBT Shareholder Register

** SSBT Treasury shares as of 28 May 2012

The share

Share info

Outstanding shares **138,500,000**
Price as of 25 May 2012 **0.1999 €**
Mkt Cap **27.68 mn €**

Italian Stock Exchange - MTA

Price performance

(1 Oct. 2011 – 25 May 2012)





Investor Relations

Carla Sora – CFO & IR
Tel: +39 030.57831

investors@screen.it

